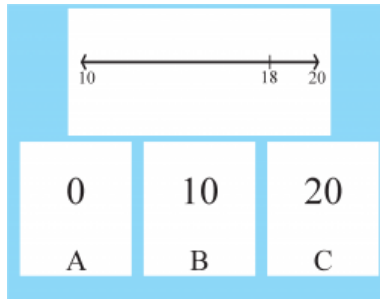


# Skill 1

SM03AT.1.1.1a\_2019\_T1:



*Point as you say:*

**Here is a number line.  
(Point at 18) This is 18.**

First Prompt

Correct Answer

**Find the number that is closest to 18.**

**C**

*Record student response to FIRST prompt.*

**20**

*If student answers incorrectly, continue with EXTRA prompt below.*

Extra Prompt

Correct Answer

**18 is between 10 and 20.**

**C**

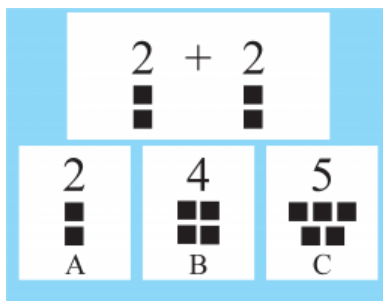
**Find the number that is closest to 18.**

**20**

*Record student response to EXTRA prompt and move on to next question.*

## Skill 2

SM03AT.1.1.2a\_2019\_T1:



*Point as you say:*

**Here are some groups of blocks.**

**Here is a math problem (2+2).**

First Prompt

Correct Answer

**Find the answer to this math problem.**

**B**

*Record student response to FIRST prompt.*

4

*If student answers incorrectly, continue with EXTRA prompt below.*

Extra Prompt

Correct Answer

**Look for a picture that shows 2 squares added to 2 squares.**

**B**

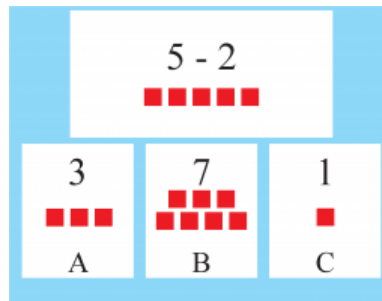
**Find the answer to this math problem.**

4

*Record student response to EXTRA prompt and move on to next question.*

## Skill 3

SM03AT.1.1.2b\_2019\_T1:



*Point as you say:*

**Here are some numbers and a subtraction problem (5-2) with squares.**

First Prompt

Correct Answer

**Find the answer to this subtraction problem.**

**A**

3

*Record student response to FIRST prompt.*

*If student answers incorrectly, continue with EXTRA prompt below.*

Extra Prompt

Correct Answer

**Start with 5 squares, take 2 of the squares away. How many squares are left?**

**A**

3

**Find the answer to this subtraction problem.**

*Record student response to EXTRA prompt and move on to next question.*

## Skill 4

SM03AT.1.1.4a\_2019\_T1:

2 3 4			
0	4	5	
A	B	C	

*Point as you say:*

**Here is a set of numbers.**

**The last number is missing.**

First Prompt

Correct Answer

**Find the number that completes the number pattern.**

**C**

*Record student response to FIRST prompt.*

5

*If student answers incorrectly, continue with EXTRA prompt below.*

Extra Prompt

Correct Answer

**If you count 2, 3, 4, what comes next?**

**C**

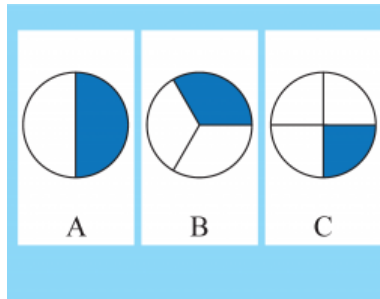
**Find the number that completes the number pattern.**

5

*Record student response to EXTRA prompt and move on to next question.*

## Skill 5

SM03AF1.1.1a\_2019\_T1:



*Point as you say:*

**Here are circles divided into different parts.**

First Prompt

Correct Answer

**Find the picture that shows one-fourth shaded.**

**C**

*Record student response to FIRST prompt.*

1/4

*If student answers incorrectly, continue with EXTRA prompt below.*

Extra Prompt

Correct Answer

**Find the circle divided into 4, with 1 part shaded.**

**C**

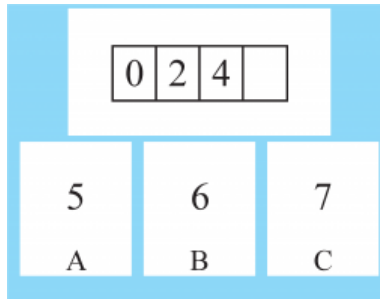
**Find the picture that shows one-fourth shaded.**

1/4

*Record student response to EXTRA prompt and move on to next question.*

## Skill 6

SM03BO3.1.5a\_2019\_T1:



*Point as you say:*

**Here is a number pattern.**

First Prompt

Correct Answer

**Find the number that comes next in this pattern.**

**B**

*Record student response to FIRST prompt.*

6

*If student answers incorrectly, continue with EXTRA prompt below.*

Extra Prompt

Correct Answer

**The numbers in this pattern are going up by 2. (Point at 4) If you have 4 and add 2, what is the next number?**

**B**

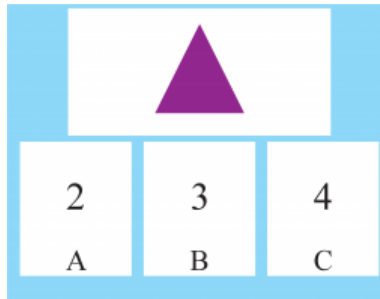
6

**Find the number that comes next in this pattern.**

*Record student response to EXTRA prompt and move on to next question.*

## Skill 7

SM03CG1.1.1a\_2019\_T1:



*Point as you say:*

**Here is a triangle.**

First Prompt

Correct Answer

**Find how many sides a triangle has.**

**B**

*Record student response to FIRST prompt.*

3

*If student answers incorrectly, continue with EXTRA prompt below.*

Extra Prompt

Correct Answer

**(Point at 1 side as you say) This is a side. Count each side of the triangle.**

**B**

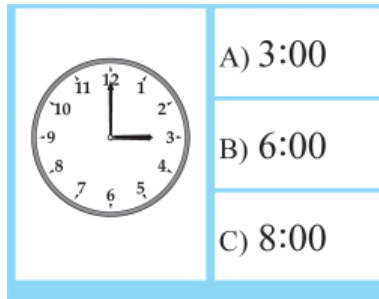
3

**Find how many sides a triangle has.**

*Record student response to EXTRA prompt and move on to next question.*

## Skill 8

SM03DM1.1.1a\_2019\_T1:



*Point as you say:*  
**Here is a clock.**

First Prompt

Correct Answer

**Find the time this clock shows.**

**A**

*Record student response to FIRST prompt.  
If student answers incorrectly, continue with EXTRA prompt below.*

**3:00**

Extra Prompt

Correct Answer

**The short hand on the clock points to the hour. It is pointing to 3.**

**A**

**Find the time this clock shows.**


**3:00**

*Record student response to EXTRA prompt and move on to next question.*



## Skill 9

SM03DM1.2.1a\_2019\_T1:



*Point as you say:*

**Here are 3 measurement tools.**

First Prompt

Correct Answer

**Find the measuring tool you would use to measure the length of a toy car.**

**C**  
ruler

*Record student response to FIRST prompt.*

*If student answers incorrectly, continue with EXTRA prompt below.*

Extra Prompt

Correct Answer

**Toy cars can be measured in inches.**

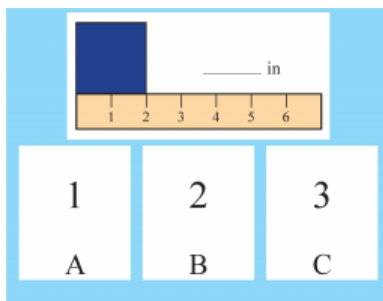
**C**  
ruler

**Find the measuring tool you would use to measure the length of a toy car.**

*Record student response to EXTRA prompt and move on to next question.*

# Skill 10

SM03DM1.2.3a\_2019\_T1:



*Point as you say:*

**Here is a rectangle.**

**Here is a ruler measuring in inches.**

First Prompt

Correct Answer

**Find the length of the rectangle.**

**B**

*Record student response to FIRST prompt.*

2

*If student answers incorrectly, continue with EXTRA prompt below.*

Extra Prompt

Correct Answer

**To find the length, look at the number on the ruler that the rectangle ends on.**

**B**

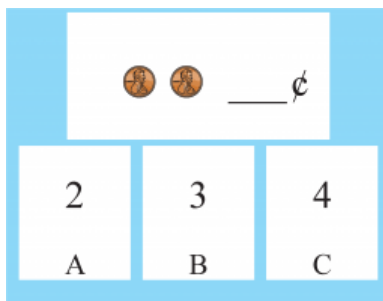
2

**Find the length of the rectangle.**

*Record student response to EXTRA prompt and move on to next question.*

# Skill 11

SM03DM1.3.1a\_2019\_T1:



*Point as you say:*

**This is 2, 3, and 4.**

**Here are some pennies.**

First Prompt

Correct Answer

**Find the total number of pennies.**

**A**

2

*Record student response to FIRST prompt.*

*If student answers incorrectly, continue with EXTRA prompt below.*

Extra Prompt

Correct Answer

**Each penny is worth one cent - count the pennies.**

**A**

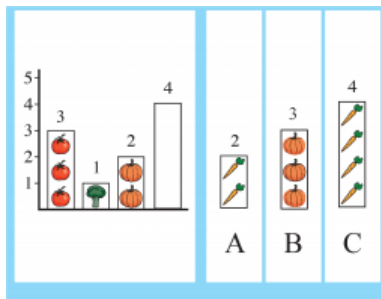
2

**Find the total number of pennies.**

*Record student response to EXTRA prompt and move on to next question.*

# Skill 12

SM03DM2.1.1a\_2019\_T1:



*Point as you say:*

**Here are some sets of numbers that show students' favorite vegetables. (Point at each bar) 3 liked tomatoes, 1 liked broccoli, 2 like pumpkins, and 4 students liked carrots.**

First Prompt

Correct Answer

**Find the set of pictures that shows 4 students liked carrots.**

**C**

*Record student response to FIRST prompt.*

4

*If student answers incorrectly, continue with EXTRA prompt below.*

Extra Prompt

Correct Answer

**Count the number of carrots. Find the bar that shows 4 carrots.**

**C**

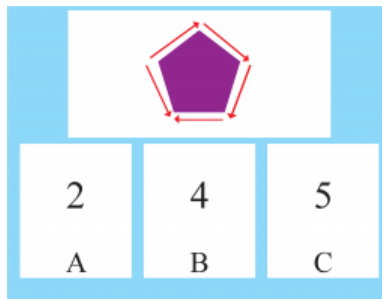
**Find the set of pictures that shows 4 students liked carrots.**

4

*Record student response to EXTRA prompt and move on to next question.*

## Skill 13

SM03DM4.1.1a\_2019\_T1:



*Point as you say:*

**Here are some numbers.**

**Here is a pentagon that shows the perimeter.**

**Perimeter is the sum of all sides around a shape.**

First Prompt

Correct Answer

**Find how many sides you need to add to find the perimeter.**

**A**

5

*Record student response to FIRST prompt.*

*If student answers incorrectly, continue with EXTRA prompt below.*

Extra Prompt

Correct Answer

**To find the perimeter you add all of the sides.**

**A**

**Find how many sides you need to add to find the perimeter.**

5

*Record student response to EXTRA prompt and move on to next question.*